

ARL-3514EGW/3L

Features

- Hi-Eff Red and Yellow Green chips are matched for uniform light output.
- Common Cathode
- T-1 type package.
- Long life solid state reliability.
- Low power consumption.
- Pb free
- The product itself will remain within RoHS compliant Version.



Descriptions

- The lamp contain two integral chips and is available bicolor.
- The Red and Yellow Green light is emitted by diodes of GaAsP/ GaP and GaP respectively.
- White Diffused lens color

Usage Notes

- Surge will damage the LED
- When using LED, it must use a protective resistor in series with DC current about 18mA

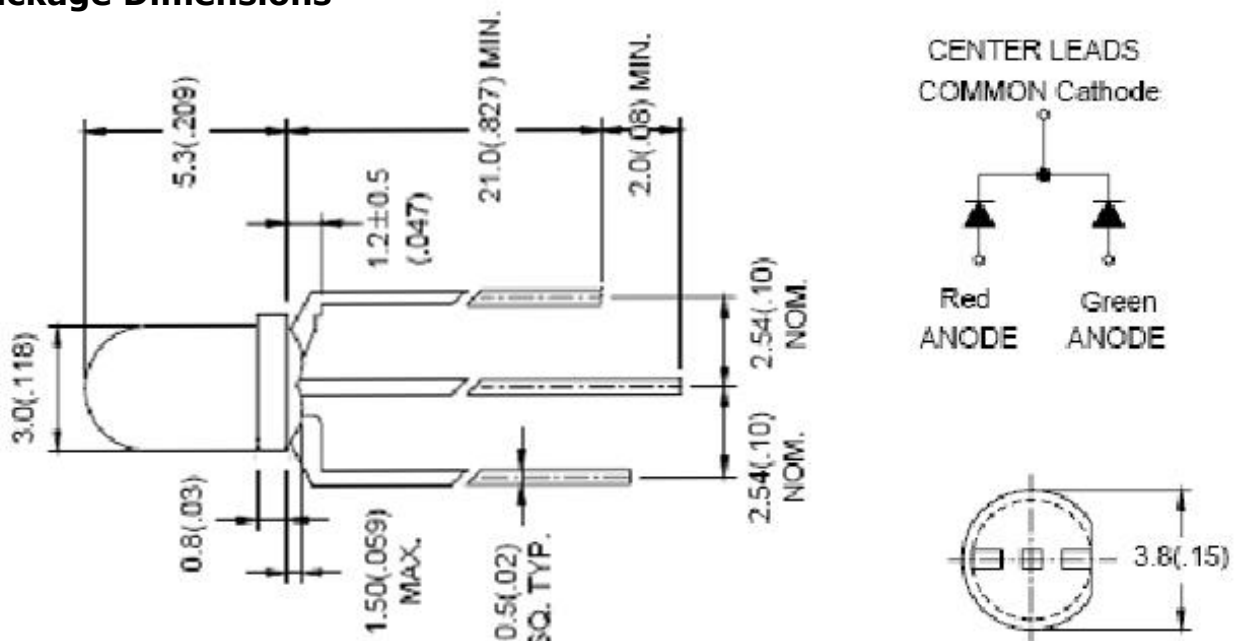
Applications

- TV set.
- Monitor.
- Telephone.
- Computer
- Circuit board

Device Selection Guide

Part No.	Chip		Lens Color
	Material	Emitted Color	
ARL-3514EGW/3L	AlGaInP	Red	Diffused
	GaAsP/GaP	Green	

Package Dimensions



1. Other dimensions are in millimeters, tolerance is 0.25mm except being specified.
2. Protruded resin under flange is 1.5mm Max LED.
3. Bare copper alloy is exposed at tie-bar portion after cutting.

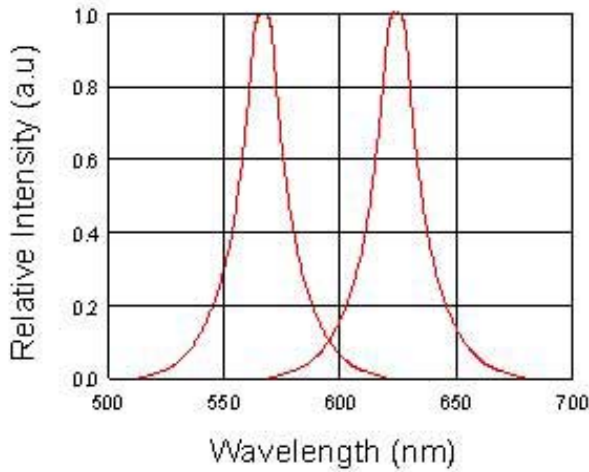
Parameter	Symbol	Absolute Maximum Rating	Unit
Forward Pulse Current	IFPM	70	mA
Forward Current	IFM	30	mA
Reverse Voltage	VR	5	V
Power Dissipation	PD	140	mW
Operating Temperature	Topr	-40~+80	°C
Storage Temperature	Tstg	-40~+100	°C
Soldering Heat (5s)	Tsol	260	°C

Electric-optical characteristics

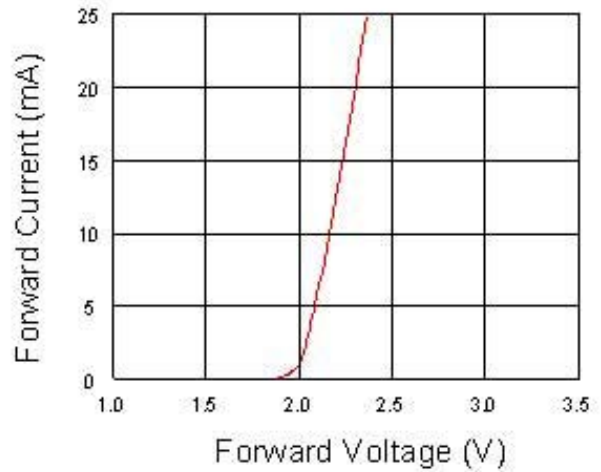
Parameter	Symbol	Device	Min.	Typ.	Max.	Unit	Test Condition
Luminous Intensity	Iv	Red	100	150	180	mcd	IF=20mA
		Green	70	90	120		
Viewing Angle	2θ1/2	Red	40	---	60	Deg	(Note 1)
		Green					
Peak Emission Wave-length	λp	Red	620	630	635	nm	IF=20mA
		Green	565	570	575		
Spectral Line Half-Width	□λ	Red	15	20	25	nm	IF=20mA
		Green	15	20	25		
Forward Voltage	VF	Red	1.9	---	2.3	V	IF=20mA
		Green	1.9	---	2.4		
Reverse Current	IR	Red/Green	---	---	10	μA	VR=5V

Typical electrical optical characteristics curves

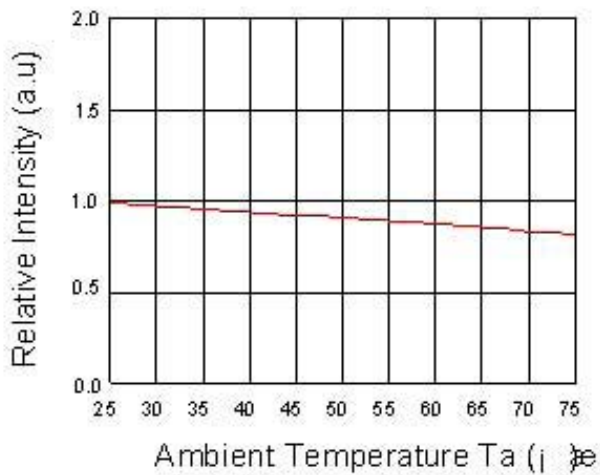
Relative Intensity VS. Wavelength



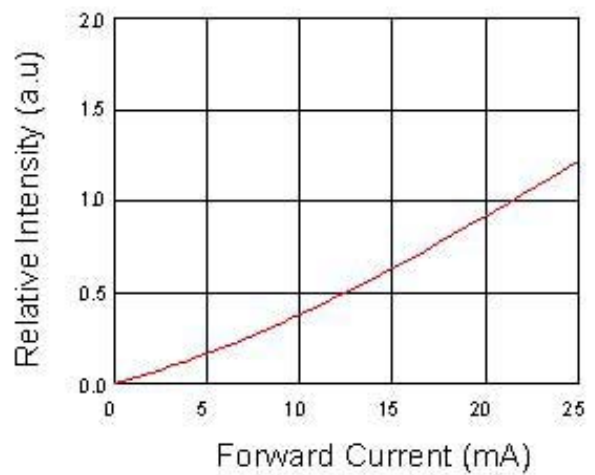
Forward Current VS. Forward Voltage



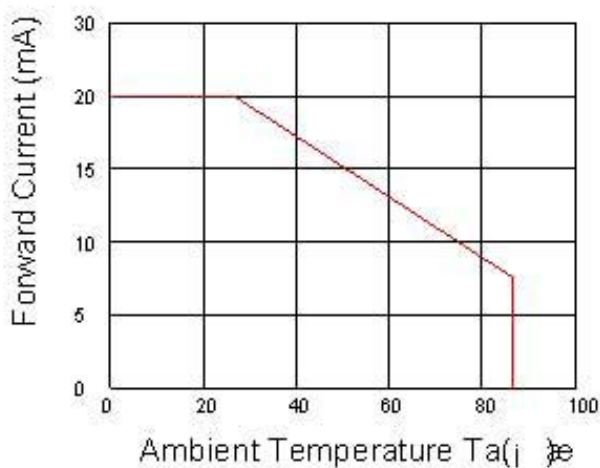
Relative Intensity VS. Ambient Temp



Forward Current VS. Relative Intensity



Forward Current VS. Ambient Temp.



Radiation Characteristics

